

Lyso-Tracker Red (溶酶体红色荧光探针)

产品编号	产品名称	包装
C1046	Lyso-Tracker Red (溶酶体红色荧光探针)	50μl

产品简介:

- Lyso-Tracker Red是一种溶酶体(lysosome)红色荧光探针, 能通透细胞膜, 可以用于活细胞溶酶体特异性荧光染色。
- Lyso-Tracker Red为采用Molecular Probes公司的DND-99进行了荧光标记的带有弱碱性的荧光探针, 其中仅弱碱可部分提供质子, 以维持pH在中性, 可以选择性地滞留在偏酸性的溶酶体中, 从而实现对于溶酶体的特异性荧光标记。中性红(Neutral Red)和吖啶橙(Acridine Orange)也都可以对溶酶体进行荧光染色, 但中性红和吖啶橙的染色缺乏特异性。Lyso-Tracker Red适用于活细胞溶酶体的荧光染色, 但不适合用于固定细胞溶酶体的荧光染色。Lyso-Tracker Red分子的化学结构式参考图1。

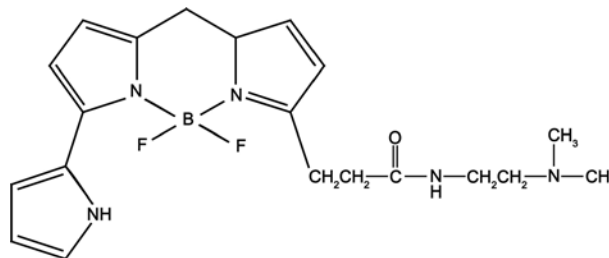


图1. Lyso-Tracker Red的化学结构式。

- Lyso-Tracker Red的分子式为 $C_{20}H_{24}BF_2N_5O$, 分子量为399.25, 最大激发波长为577nm, 最大发射波长为590nm。Lyso-Tracker Red的激发光谱和发射光谱参考图2。

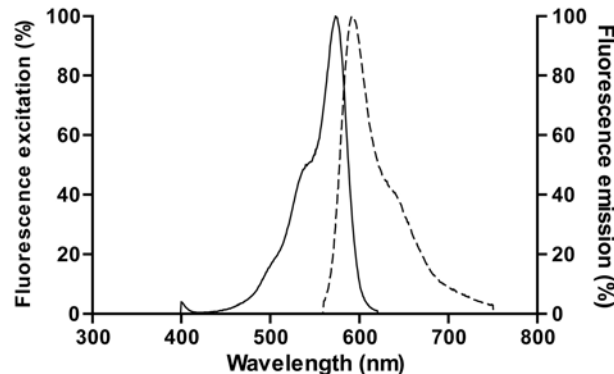


图2. Lyso-Tracker Red的激发光谱和发射光谱。

- Lyso-Tracker Red是嗜酸性荧光探针, 用于活细胞内酸性细胞器的标记和示踪。这些探针具有几个重要特征, 包括高度选择靶向酸性细胞器和在纳摩尔浓度有效标记活细胞。Lyso-Tracker Red必须在极低浓度(通常约50nM)下才能获得优异的选择性。这些探针的滞留(retention)机制虽然没有被研究清楚, 但很可能与酸性细胞器的质子化和滞留性有关, Lyso-Tracker Red探针的内吞作用动力学研究显示染料进入活细胞的摄入时间仅几秒即可。然而, 这些溶酶体探针会导致溶酶体被碱化, 长期孵育会诱使溶酶体pH值的增加。因此, 建议成像前用探针孵育细胞的时间不能太久。Lyso-Tracker Red探针具体使用浓度和孵育时间需要根据自身实验条件和具体细胞种类来进行摸索以达到满意的染色效果。Lyso-Tracker Red在活细胞中染色效果参考图3。

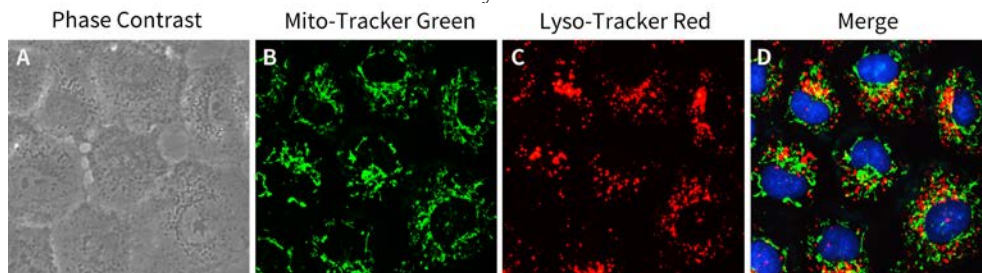


图3. Lyso-Tracker Red对于NRK-52E(大鼠肾小管上皮细胞)的染色效果。Mito-Tracker Green (C1048)染色的NRK-52E细胞其

线粒体呈现绿色荧光(图B), Lyso-Tracker Red (C1046)染色的NRK-52E细胞其溶酶体呈现红色荧光(图C), 绿色荧光、红色荧光及细胞核蓝色荧光的叠加(merge)效果见图D。其中细胞核使用Hoechst 33342 (C1027)染色。实际检测效果会因实验条件、检测仪器等的不同而存在差异, 图中数据仅供参考。

- Lyso-Tracker Red适用于活细胞溶酶体的荧光染色, 但不适合用于固定细胞溶酶体的荧光染色。如果经Lyso-Tracker Red染色后的细胞需要进行固定操作, 可以尝试3%的戊二醛(glutaraldehyde)。
- 按照1:20,000的比例稀释, 可以配制1000ml Lyso-Tracker Red工作液。

包装清单:

产品编号	产品名称	包装
C1046	Lyso-Tracker Red (1mM)	50μl
—	说明书	1份

保存条件:

-20°C避光保存, 半年有效。避免反复冻融, -80°C可以保存更长时间。

注意事项:

- Lyso-Tracker Red (1mM)在4°C、冰浴等较低温度情况下会凝固而粘在离心管管底、管壁或管盖内, 可以20-25°C水浴温育片刻至全部融解后使用。对于微量的液体, 每次使用前先离心数秒钟, 使液体充分沉降到管底。
- 荧光染料均存在淬灭问题, 请尽量注意避光, 以减缓荧光淬灭。
- Lyso-Tracker Red适用于活细胞溶酶体荧光染色, 但不适合用于固定细胞溶酶体的荧光染色。如果经Lyso-Tracker Red染色后的细胞需要进行固定操作, 可以尝试3%的戊二醛(glutaraldehyde)。
- 需自备盖玻片和载玻片(可以向碧云天订购)。
- 本产品仅限于专业人员的科学研究用, 不得用于临床诊断或治疗, 不得用于食品或药品, 不得存放于普通住宅内。
- 为了您的安全和健康, 请穿实验服并戴一次性手套操作。

使用说明:

1. Lyso-Tracker Red工作液的配制:

- 取少量Lyso-Tracker Red按照1:5000-1:20000的比例加入到细胞培养液或适当的溶液(例如含钙镁离子的HBSS)中, 使最终浓度为50-200nM。例如取1μl Lyso-Tracker Red加入到20ml或5ml细胞培养液或适当的溶液(例如含钙镁离子的HBSS)中。混匀后即为Lyso-Tracker Red工作液。HBSS with Ca²⁺ & Mg²⁺ (C0219)可以向碧云天订购。
- Lyso-Tracker Red工作液使用前需37°C预温育。
注: 工作液中Lyso-Tracker Red的浓度可以根据实际情况进行适当调整。为降低背景, 在染色效果可以接受的范围内, 建议尽量使用较低浓度的Lyso-Tracker Red。

2. 溶酶体的荧光标记:

- 去除细胞培养液, 加入步骤1配制好的并37°C预温育的Lyso-Tracker Red染色工作液, 与细胞37°C共孵育5-60分钟。
- 去除Lyso-Tracker Red染色工作液, 加入新鲜的细胞培养液。
- 随后通常用荧光显微镜或激光共聚焦显微镜进行观察。此时可观察到溶酶体呈明亮的强荧光染色。如果染色效果欠佳, 可以提高Lyso-Tracker Red染色工作液中Lyso-Tracker Red的浓度或在推荐的时间范围内适当延长染色时间。

相关产品:

产品编号	产品名称	包装
C1002	DAPI	5mg/ml×0.2ml
C1005/C1006	DAPI 染色液	10ml/50ml
C1011	Hoechst 33258	10mg
C1017/C1018	Hoechst 33258 染色液	10ml/50ml
C1022	Hoechst 33342	10mg
C1025/C1026	Hoechst 33342 染色液	10ml/50ml
C1027/C1028/C1029	Hoechst 33342 活细胞染色液(100X)	0.1ml/0.5ml/3ml
C1033	Actin-Tracker Green (微丝绿色荧光探针)	0.2ml
C1036	DiI (细胞膜红色荧光探针)	10mg
C1038	DiO (细胞膜绿色荧光探针)	10mg
C1039-10mg	DiD (细胞膜远红外荧光探针)	10mg
C1041	ER-Tracker Red (内质网红色荧光探针)	20μl
C1042S	ER-Tracker Green (内质网绿色荧光探针)	20μl
C1043	Golgi-Tracker Red (高尔基体红色荧光探针)	1mg
C1045S	Golgi-Tracker Green (高尔基体绿色荧光探针)	1mg

C1046	Lyso-Tracker Red (溶酶体红色荧光探针)	50μl
C1047S	Lyso-Tracker Green (溶酶体绿色荧光探针)	50μl
C1048	Mito-Tracker Green (线粒体绿色荧光探针)	50μg
C1049B-50μg	Mito-Tracker Red CMXRos (线粒体红色荧光探针)	50μg
C1049B-250μg	Mito-Tracker Red CMXRos (线粒体红色荧光探针)	50μg×5
C1050	Tubulin-Tracker Red (抗体法微管红色荧光探针)	40μl
C1051S	Tubulin-Tracker Green (抗体法微管绿色荧光探针)	40μl
C1991S	细胞膜红色荧光染色试剂盒(DiI)	200-1000次
C1993S	细胞膜绿色荧光染色试剂盒(DiO)	200-1000次
C1995S	细胞膜远红外荧光染色试剂盒(DiD)	200-1000次
C2005	JC-1	1mg
C2007	Rhodamine 123	5mg

使用本产品的文献：

- Liu G, Ma S, Li S, Cheng R, Meng F, Liu H, Zhong Z. The highly efficient delivery of exogenous proteins into cells mediated by biodegradable chimaeric polymersomes. *Biomaterials*.2010; 31(29):7575-85.
- Huang X, Zhuang J, Teng X, Li L, Chen D, Yan X, Tang F. The promotion of human malignant melanoma growth by mesoporous silica nanoparticles through decreased reactive oxygen species. *Biomaterials*. 2010;31(24):6142-53.
- Jialin G, Xuefan G, Huiwen Z. SID1 transmembrane family, member 2 (Sid2t): a novel lysosomal membrane protein. *Biochem Biophys Res Commun*. 2010 Nov 26;402(4):588-94.
- Wu Z, Tang M, Tian T, Wu J, Deng Y, Dong X, Tan Z, Weng X, Liu Z, Wang C, Zhou X. A specific probe for two-photon fluorescence lysosomal imaging. *Talanta*. 2011 Dec 15;87:216-21.
- Gan Q, Dai D, Yuan Y, Qian J, Sha S, Shi J, Liu C. Effect of size on the cellular endocytosis and controlled release of mesoporous silicananoparticles for intracellular delivery. *Biomed Microdevices*. 2012 Apr;14(2):259-70.
- Chen Y, Chen H, Zhang S, Chen F, Sun S, He Q, Ma M, Wang X, Wu H, Zhang L, Zhang L, Shi J. Structure-property relationships in manganese oxide--mesoporous silica nanoparticles used for T1-weighted MRI and simultaneous anti-cancer drug delivery. *Biomaterials*. 2012 Mar;33(7):2388-98.
- Liu M, Li ZH, Xu FJ, Lai LH, Wang QQ, Tang GP, Yang WT. An oligopeptide ligand-mediated therapeutic gene nanocomplex for liver cancer-targeted therapy. *Biomaterials*. 2012 Mar;33(7):2240-50.
- Wang J, Dong S. ICAM-1 and IL-8 are expressed by DEHP and suppressed by curcumin through ERK and p38 MAPKin human umbilical vein endothelial cells. *Inflammation*. 2012 Jun;35(3):859-70.
- Hu Q, Wang J, Shen J, Liu M, Jin X, Tang G, Chu PK. Intracellular pathways and nuclear localization signal peptide-mediated gene transfection bycationic polymeric nanovectors. *Biomaterials*. 2012 Feb;33(4):1135-45.
- Sun X, Chen J, Chen H, Liang W. Polyethylenimine modified liposomes as potential carriers for antitumor drug delivery in vitro. *Pharmazie*. 2012 May;67(5):426-31.
- Qi Gan , Xunyu Lu , Wenjie Dong , Yuan Yuan , Jiangchao Qian , Yongsheng Li , Jianlin Shi and Changsheng Liu. Endosomal pH-activatable magnetic nanoparticle-capped mesoporous silica for intracellular controlled release *J. Mater. Chem*. 2012 Jun;31:15960-8.
- Hao X, Wu J, Shan Y, Cai M, Shang X, Jiang J, Wang H. Caveolae-mediated endocytosis of biocompatible gold nanoparticles in living HeLa cells. *J Phys Condens Matter*. 2012 Apr 25;24(16):164207.
- Gao J, Xia L, Lu M, Zhang B, Chen Y, Xu R, Wang L. TM7SF1 (GPR137B): a novel lysosome integral membrane protein. *Mol Biol Rep*. 2012 Sep;39(9):8883-9.
- Zhang E, Luo S, Tan X, Shi C. Mechanistic study of IR-780 dye as a potential tumor targeting and drug delivery agent. *Biomaterials*. 2014 Jan;35(2):771-8.
- Du F, Min Y, Zeng F, Yu C, Wu S. A targeted and FRET-based ratiometric fluorescent nanoprobe for imaging mitochondrial hydrogen peroxide in living cells. *Small*. 2014 Mar 12;10(5):964-72.
- He H, Xiao H, Kuang H, Xie Z, Chen X, Jing X, Huang Y. Synthesis of mesoporous silica nanoparticle-oxaliplatin conjugates for improved anticancer drug delivery. *Colloids Surf B Biointerfaces*. 2014 May 1; 117:75-81.
- Han J, Wang Q, Zhang Z, Gong T, Sun X. Cationic bovine serum albumin based self-assembled nanoparticles as siRNA delivery vector for treating lung metastatic cancer. *Small*. 2014 Feb 12;10(3):524-35.
- Sui L, Zhang RH, Zhang P, Yun KL, Zhang HC, Liu L, Hu MX. Lead toxicity induces autophagy to protect against cell death through mTORC1 pathway in cardiofibroblasts. *Biosci Rep*. 2015 Mar 31;35(2). pii:e00186.
- Ji GR, Yu NC, Xue X, Li ZG. PERK-mediated Autophagy in Osteosarcoma Cells Resists ER Stress-induced Cell Apoptosis. *Int J Biol Sci*. 2015 May 23;11(7):803-12.
- Jin Y, Chen S, Duan J, Jia G, Zhang J. Europium-doped Gd2O3 nanotubes cause the necrosis of primary mouse bone marrow stromal cells through lysosome and mitochondrion damage. *J Inorg Biochem*. 2015 May;146:28-36.
- Wang M, Wang L, Guo Y, Sun R, Yue F, Yi Q, Song L. The broad pattern recognition spectrum of the Toll-like receptor in mollusk *Zhikong scallop Chlamys farreri*. *Dev Comp Immunol*. 2015 Oct;52(2):192-201.
- Wu F, Xu HD, Guan JJ, Hou YS, Gu JH, Zhen XC, Qin ZH. Rotenone impairs autophagic flux and lysosomal functions in Parkinson's disease. *Neuroscience*. 2015 Jan 22;284:900-11.
- Jiang S, Gong X, Zhao X, Zu Y. Preparation, characterization, and antitumor activities of folate-decorated docetaxel-loaded human serum albumin nanoparticles. *Drug Deliv*. 2015 Feb;22(2):206-13.
- Gao W, Liang JX, Liu S, Liu C, Liu XF, Wang XQ, Yan Q. Oxidative damage of DNA induced by X-irradiation decreases the uterine endometrial receptivity which involves mitochondrial and lysosomal dysfunction. *Int J Clin Exp Med*. 2015 Mar 15;8(3):3401-10.
- Yao X, Jiang J, Wang X, Huang C, Li D, Xie K, Xu Q, Li H, Li Z, Lou L, Fang J. A novel humanized anti-HER2 antibody conjugated with MMAE exerts potent anti-tumor activity. *Breast Cancer Res Treat*. 2015 Aug; 153(1):123-33.
- Fan Z, Chen C, Pang X, Yu Z, Qi Y, Chen X, Liang H, Fang X, Sha X.

- Adding vitamin E-TPGS to the formulation of Genexol-PM: specially mixed micelles improve drug-loading ability and cytotoxicity against multidrug-resistant tumors significantly. *PLoS One*. 2015 Apr 1; 10(4): e0120129.
27. Lai L, Jin JC, Xu ZQ, Mei P, Jiang FL, Liu Y. Necrotic cell death induced by the protein-mediated intercellular uptake of CdTe quantum dots. *Chemosphere*. 2015 Sep;135:240-9.
 28. He W, Yang K, Fan L, Lv Y, Jin Z, Zhu S, Qin C, Wang Y, Yin L. Denatured globular protein and bile salt-coated nanoparticles for poorly water-soluble drugs: Penetration across the intestinal epithelial barrier into the circulation system and enhanced oral bioavailability. *Int J Pharm*. 2015 Nov 10;495(1):9-18.
 29. Zhou J, Xi C, Wang W, Yang Y, Qiu Y, Huang Z. Autophagy plays an important role in triptolide-induced apoptosis in cardiomyocytes. *Toxicol Lett*. 2015 Aug 5;236(3):168-83.
 30. Chen C, Hu H, Qiao M, Zhao X, Wang Y, Chen K, Guo X, Chen D. Tumor-targeting and pH-sensitive lipoprotein-mimic nanocarrier for targeted intracellular delivery of paclitaxel. *Int J Pharm*. 2015 Mar 1;480(1-2):116-27.
 31. Li LM, Ruan GX, HuangFu MY, Chen ZL, Liu HN, Li LX, Hu YL, Han M, Davidson G, Levkin PA, Gao JQ. ScreenFect A: an efficient and low toxic liposome for gene delivery to mesenchymal stem cells. *Int J Pharm*. 2015 Jul 5;488(1-2):1-11.
 32. Jiang S, Gong X, Zhao X, Zu Y. Preparation, characterization, and antitumor activities of folate-decorated docetaxel-loaded human serum albumin nanoparticles. *Drug Deliv*. 2015 Feb;22(2):206-13.
 33. Zhao J, Yang L, Huang P, Wang Z, Tan Y, Liu H, Pan J, He CY, Chen ZY. Synthesis and characterization of low molecular weight polyethyleneimine-terminated Poly(β -amino ester) for highly efficient gene delivery of minicircle DNA. *J Colloid Interface Sci*. 2016 Feb 1; 463:93-8.
 34. Yao H, Qiu H, Shao Z, Wang G, Wang J, Yao Y, Xin Y, Zhou M, Wang AZ, Zhang L. Nanoparticle formulation of small DNA molecules, Dbait, improves the sensitivity of hormone-independent prostate cancer to radiotherapy. *Nanomedicine*. 2016 Nov;12(8):2261-2271.
 35. Huang BH, Geng ZR, Ma XY, Zhang C, Zhang ZY, Wang ZL. Lysosomal ATP imaging in living cells by a water-soluble cationic polythiophene derivative. *Biosens Bioelectron*. 2016 Sep 15;83:213-20.
 36. Zhao J, Yang L, Huang P, Wang Z, Tan Y, Liu H, Pan J, He CY, Chen ZY. Synthesis and characterization of low molecular weight polyethyleneimine-terminated Poly(β -aminoester) for highly efficient gene delivery of minicircle DNA. *J Colloid Interface Sci*. 2016 Feb 1; 463: 93-8.
 37. Zhang J, Zhang X, Liu G, Chang D, Liang X, Zhu X, Tao W, Mei L. Intracellular Trafficking Network of Protein Nanocapsules: Endocytosis, Exocytosis and Autophagy. *Theranostics*. 2016 Sep 12;6(12):2099-2113.
 38. Wang YY, Zhang DD, Kong YY, Shao LL, Zhang FY, Gao Y, Mu X, Wang J, Li HF, Yu SQ, Xu Q. CS/PAA@TPGS/PLGA nanoparticles with intracellular pH-sensitive sequential release for delivering drug to the nucleus of MDR cells. *Colloids Surf B Biointerfaces*. 2016 Sep 1; 145:716-27.
 39. Jin H, Pi J, Yang F, Wu C, Cheng X, Bai H, Huang D, Jiang J, Cai J, Chen ZW. Ursolic acid-loaded chitosan nanoparticles induce potent anti-angiogenesis in tumor. *Appl Microbiol Biotechnol*. 2016 Aug; 100(15): 6643-52.
 40. Jin H, Pi J, Yang F, Jiang J, Wang X, Bai H, Shao M, Huang L, Zhu H, Yang P, Li L, Li T, Cai J, Chen ZW. Folate-Chitosan Nanoparticles Loaded with Ursolic Acid Confer Anti-Breast Cancer Activities in vitro and in vivo. *Sci Rep*. 2016 Jul 29;6:30782.
 41. Chen K, Chen Q, Wang K, Zhu J, Li W, Li W, Qiu L, Guan G, Qiao M, Zhao X, Hu H, Chen D. Synthesis and characterization of a PAMAM-OH derivative containing an acid-labile β -thiopropionate bond for gene delivery. *Int J Pharm*. 2016 Jul 25;509(1-2):314-27.
 42. Mao QX, E S, Xia JM, Song RS, Shu Y, Chen XW, Wang JH. Hydrophobic Carbon Nanodots with Rapid Cell Penetrability and Tunable Photoluminescence Behavior for in Vitro and in Vivo Imaging. *Langmuir*. 2016 Nov 22;32(46):12221-9.
 43. Ma K, Fu D, Yu D, Cui C, Wang L, Guo Z, Mao C. Targeted delivery of in situ PCR-amplified Sleeping Beauty transposon genes to cancer cells with lipid-based nanoparticle-like protocells. *Biomaterials*. 2017 Jan 2; 121:55-63.
 44. Zhang H, Yan T, Xu S, Feng S, Huang D, Fujita M, Gao XD. Graphene oxide-chitosan nanocomposites for intracellular delivery of immunostimulatory CpG oligodeoxynucleotides. *Mater Sci Eng C Mater Biol Appl*. 2017 Apr 1;73:144-151.
 45. Fang X, Tong Y, Tian H, Ning H, Gao X, Yao W. Rapid de novo generation of antigen specific human B cells with expression of Blimp-1 and AID by in vitro immunization. *Exp Cell Res*. 2017 Mar 1;352(1):53-62.
 46. Jia Z, Wang L, Jiang S, Sun M, Wang M, Yi Q, Song L. Functional characterization of hemocytes from Chinese mitten crab *Eriocheir sinensis* by flow cytometry. *Fish Shellfish Immunol*. 2017 Oct;69:15-25.
 47. Luo C, Chen S, Xu N, Sai WB, Zhao W, Li YC, Hu XJ, Tian H, Gao XD, Yao WB. Establishment of a fluorescence-based method to evaluate endocytosis of desialylated glycoproteins in vitro. *Biomed Pharmacother*. 2017 Apr;88:87-94.
 48. Zhang H, Wang Y, Wu Y, Jiang X, Tao Y, Yao Y, Peng Y, Chen X, Fu Y, Yu L, Wang R, Lai Q, Lai W, Li W, Kang Y, Yi S, Lu Y, Gou L, Wu M, Yang J. Therapeutic potential of an anti-HER2 single chain antibody-DM1 conjugates for the treatment of HER2-positive cancer. *Signal Transduct Target Ther*. 2017 May 19;2:17015.
 49. Hao Y, Zheng C, Wang L, Zhang J, Niu X, Song Q, Feng Q, Zhao H, Li L, Zhang H, Zhang Z, Zhang Y. Tumor acidity-activatable manganese phosphate nanoplateform for amplification of photodynamic cancer therapy and magnetic resonance imaging. *Acta Biomater*. 2017 Oct 15;62:293-305.
 50. Zhang Q, Wang D, Zhang H, Wang M, Li P, Fang X, Cai X. Detection of autophagy processes during the development of nonarticulated laticifers in *Euphorbia kansui* Liou. *Planta*. 2018 Apr;247(4):845-861.
 51. Li L, Sun B, Gao Y, Niu H, Yuan H, Lou H. STAT3 contributes to lysosomal-mediated cell death in a novel derivative of riccardin D-treated breast cancer cells in association with TFEB. *Biochem Pharmacol*. 2018 Apr;150:267-279.
 52. Zhang Q, Wang D, Zhang H, Wang M, Li P, Fang X, Cai X. Detection of autophagy processes during the development of nonarticulated laticifers in *Euphorbia kansui* Liou. *Planta*. 2018 Apr;247(4):845-861.
 53. Chen F, Song Q, Yu Q. Axl inhibitor R428 induces apoptosis of cancer cells by blocking lysosomal acidification and recycling independent of Axl inhibition. *Am J Cancer Res*. 2018 Aug 1;8(8):1466-1482.
 54. Chen F, Song Q, Yu Q. Axl inhibitor R428 induces apoptosis of cancer cells by blocking lysosomal acidification and recycling independent of Axl inhibition. *Am J Cancer Res*. 2018 Aug 1;8(8):1466-1482.
 55. Liu B, Cao W, Li J, Liu J. Lysosomal exocytosis of ATP is coupled to P2Y2 receptor in marginal cells in the stria vascularis in neonatal rats. *Cell Calcium*. 2018 Dec;76:62-71.
 56. Liu B, Cao W, Li J, Liu J. Lysosomal exocytosis of ATP is coupled to P2Y2 receptor in marginal cells in the stria vascularis in neonatal rats. *Cell*

- Calcium. 2018 Dec;76:62-71.
57. Lv Z, Qiu L, Liu Z, Wang W, Chen H, Jia Y, Jia Z, Jiang S, Wang L, Song L. Molecular characterization of a cathepsin L1 highly expressed in phagocytes of pacific oyster *Crassostrea gigas*. *Dev Comp Immunol*. 2018 Dec;89:152-162.
 58. Sun D, Zhao L, Lin J, Zhao Y, Zheng Y. Cationic liposome co-encapsulation of SMAC mimetic and zVAD using a novel lipid bilayer fusion loaded with MLKL-pDNA for tumour inhibition in vivo. *J Drug Target*. 2018 Jan;26(1):45-54.
 59. Zhang L, Qin Y, Zhang Z, Fan F, Huang C, Lu L, Wang H, Jin X, Zhao H, Kong D, Wang C, Sun H, Leng X, Zhu D. Dual pH/reduction-responsive hybrid polymeric micelles for targeted chemo-photothermal combination therapy. *Acta Biomater*. 2018 Jul 15; 75:371-385.
 60. Liu H, Wang J, Li W, Hu J, Wang M, Kang Y. Cellular Uptake Behaviors of Rigidity-Tunable Dendrimers. *Pharmaceutics*. 2018 Jul 19;10(3). pii: E99.
 61. E S, Mao QX, Yuan XL, Kong XL, Chen XW, Wang JH. Targeted imaging of the lysosome and endoplasmic reticulum and their pH monitoring with surface regulated carbon dots. *Nanoscale*. 2018 Jul 9; 10(26): 12788-96.
 62. Xu C, Wang W, Zhong J, Lei F, Xu N, Zhang Y, Xie W. Canagliflozin exerts anti-inflammatory effects by inhibiting intracellular glucose metabolism and promoting autophagy in immune cells. *Biochem Pharmacol*. 2018 Jun;152:45-59.
 63. Liu X, Wu L, Wang L, Jiang W. A dual-targeting DNA tetrahedron nanocarrier for breast cancer cell imaging and drug delivery. *Talanta*. 2018 Mar 1;179:356-363.
 64. Gao R, Ma J, Wen Z, Yang P, Zhao J, Xue M, Chen Y, Aldarouish M, Hu HM, Zhu XJ, Pan N, Wang LX. Tumor cell-released autophagosomes (TRAP) enhance apoptosis and immunosuppressive functions of neutrophils. *Oncoimmunology*. 2018 Mar 6;7(6):e1438108.
 65. Gao R, Ma J, Wen Z, Yang P, Zhao J, Xue M, Chen Y, Aldarouish M, Hu HM, Zhu XJ, Pan N, Wang LX. Tumor cell-released autophagosomes (TRAP) enhance apoptosis and immunosuppressive functions of neutrophils. *Oncoimmunology*. 2018 Mar 6;7(6):e1438108.
 66. Li MZ, Zheng LJ, Shen J, Li XY, Zhang Q, Bai X, Wang QS, Ji JG. SIRT1 facilitates amyloid beta peptide degradation by upregulating lysosome number in primary astrocytes. *Neural Regen Res*. 2018 Nov;13(11):2005-2013.
 67. Li MZ, Zheng LJ, Shen J, Li XY, Zhang Q, Bai X, Wang QS, Ji JG. SIRT1 facilitates amyloid beta peptide degradation by upregulating lysosome number in primary astrocytes. *Neural Regen Res*. 2018 Nov;13(11):2005-2013.
 68. Jiang L, Liang X, Liu G, Zhou Y, Ye X, Chen X, Miao Q, Gao L, Zhang X, Mei L. The mechanism of lauric acid-modified protein nanocapsules escape from intercellular trafficking vesicles and its implication for drug delivery. *Drug Deliv*. 2018 Nov;25(1):985-994.
 69. Qin C, Lv Y, Xu C, Li J, Yin L, He W. Lipid-bilayer-coated nanogels allow for sustained release and enhanced internalization. *Int J Pharm*. 2018 Nov 15;551(1-2):8-13.
 70. Li J, Han Y, Lu Y, Song B, Zhao M, Hu H, Chen D. A novel disulfide bond-mediated cleavable RGD-modified PAMAM nanocomplex containing nuclear localization signal HMGB1 for enhancing gene transfection efficiency. *Int J Nanomedicine*. 2018 Nov 6;13:7135-7153.
 71. Zhao Q, Zhao H, Guo Y, Zhang Z, Hu Y, Tang Y. Ultra-Rapid Detection of Endogenous Nitric Oxide Based on Fluorescent Conjugated Polymers Probe. *Anal Chem*. 2018 Nov 6;90(21):12663-12669.
 72. Liu Z, Mei T. Immune thrombocytopenia induces autophagy and suppresses apoptosis in megakaryocytes. *Mol Med Rep*. 2018 Oct;18(4):4016-4022.
 73. Yang Y, Gao J, Zhang Y, Xu W, Hao Y, Xu Z, Tao L. Natural pyrethrins induce autophagy of HepG2 cells through the activation of AMPK/mTOR pathway. *Environ Pollut*. 2018 Oct;241:1091-1097.
 74. Chang M, Song X, Geng X, Wang X, Wang W, Chen TC, Xie L, Song X. Temozolomide-Perillyl alcohol conjugate impairs Mitophagy flux by inducing lysosomal dysfunction in non-small cell lung Cancer cells and sensitizes them to irradiation. *J Exp Clin Cancer Res*. 2018 Oct 16; 37(1):250.
 75. Song ZT, Zhang LW, Fan LQ, Kong JW, Mao JH, Zhao J, Wang FJ. Enhanced anticancer effect of MAP30-S3 by cyclosporin A through endosomal escape. *Anticancer Drugs*. 2018 Sep;29(8):736-747.
 76. Gong X, Sun R, Gao Z, Han W, Liu Y, Zhao L, Jing L, Yao X, Sun X. Tubeimoside 1 Acts as a Chemotherapeutic Synergist via Stimulating Macropinocytosis. *Front Pharmacol*. 2018 Sep 26;9:1044.
 77. Lei P, Tian S, Teng C, Huang L, Liu X, Wang J, Zhang Y, Li B, Shan Y. Sulforaphane Improves Lipid Metabolism by Enhancing Mitochondrial Function and Biogenesis In Vivo and In Vitro. *Mol Nutr Food Res*. 2019 Feb;63(4):e1800795.
 78. Chen H, Li L, Hu J, Zhao Z, Ji L, Cheng C, Zhang G, Zhang T, Li Y, Chen H, Pan S, Sun B. UBL4A inhibits autophagy-mediated proliferation and metastasis of pancreatic ductal adenocarcinoma via targeting LAMP1. *J EXP CLIN CANC RES*. 2019 Jul 9;38(1):297.
 79. Wu H, Zhuang Q, Xu J, Xu L, Zhao Y, Wang C, Yang Z, Shen F, Liu Z, Peng R. Cell-Penetrating Peptide Enhanced Antigen Presentation for Cancer Immunotherapy. *BIOCONJUGATE CHEM*. 2019 Aug 21;30(8):2115-2126.
 80. Ren Y, Li Y, Lv J, Guo X, Zhang J, Zhou D, Zhang Z, Xue Z, Yang G, Xi Q, Liu H, Liu Z, Zhang L, Zhang Q, Yao Z, Zhang R, Da Y. Parthenolide regulates oxidative stress-induced mitophagy and suppresses apoptosis through p53 signaling pathway in C2C12 myoblasts. *J Cell Biochem*. 2019 Sep;120(9):15695-15708.
 81. Liu Z, Ren F, Zhang H, Yuan Q, Jiang Z, Liu H, Sun Q, Li Z. Boosting often overlooked long wavelength emissions of rare-earth nanoparticles for NIR-II fluorescence imaging of orthotopic glioblastoma. *Biomaterials*. 2019 Oct;219:119364.
 82. He C, Zhang X, Yan R, Zhao P, Chen Y, Li M, Chen C, Fan T, Lu Y, Wang C, Wu F, Lee RJ, Yang T, Xiang G. Enhancement of cisplatin efficacy by lipid-CaO₂ nanocarrier-mediated comprehensive modulation of the tumor microenvironment. *BIOMATER SCI-UK*. 2019 Oct 1;7(10):4260-4272.
 83. Liu Y, Zhong Y, Tian W, Lan F, Kang J, Pang H, Hou H, Li D. An autophagy-dependent cell death of MDA-MB-231 cells triggered by a novel Rhein derivative 4F. *ANTI-CANCER DRUG*. 2019 Nov;30(10):1038-1047.
 84. Lei M, Ma G, Sha S, Wang X, Feng H, Zhu Y, Du X. Dual-functionalized liposome by co-delivery of paclitaxel with sorafenib for synergistic antitumor efficacy and reversion of multidrug resistance. *Drug Deliv*. 2019 Dec;26(1):262-272.
 85. Li T, Chen Q, Zheng Y, Zhang P, Chen X, Lu J, Lv Y, Sun S, Zeng W. PAMAM-cRGD mediating efficient siRNA delivery to spermatogonial stem cells. *Stem Cell Res Ther*. 2019 Dec 18;10(1):399.
 86. Kai Niu, Chunjie Guo, Shiyong Teng, Dandan Zhou, Shuyuan Yu, Wanzhong Yin, Ping Wang, Wei Zhu, Maoli Duan. Pepsin promotes laryngopharyngeal neoplasia by modulating signaling pathways to induce cell proliferation. *PLoS One*. 2020 Jan 15;15(1):e0227408.
 87. Xiu He, Shi Chen, Chao Li, Jiaqi Ban, Yungeng Wei, Yangyang He, Fangwei Liu, Ying Chen, Jie Chen. Trehalose Alleviates Crystalline Silica-Induced Pulmonary Fibrosis via Activation of the TFEB-Mediated Autophagy-Lysosomal System in Alveolar Macrophages. *Cells*. 2020 Jan 4;9(1):122.

88. Ling-Hong Huang, Jin Han, Jian-Ming Ouyang, Bao-Song Gui. Shape-dependent adhesion and endocytosis of hydroxyapatite nanoparticles on A7R5 aortic smooth muscle cells. *J Cell Physiol.* 2020 Jan;235(1):465-479.
89. Yingying Zhang, Yanliang Zhao, Yingnan Wu, Bing Zhao, Liyan Wang, Bo Song. Hemicyanine based naked-eye ratiometric fluorescent probe for monitoring lysosomal pH and its application. *SPECTROCHIM ACTA A.* 2020 Feb 15;227:117767.
90. Xiaoteng Fan, Tingting Hou, Shuai Zhang, Yongjing Guan, Jia Jia, Zaizhao Wang. The cellular responses of autophagy, apoptosis, and 5-methylcytosine level in zebrafish cells upon nutrient deprivation stress. *Chemosphere.* 2020 Feb;241:124989.
91. Lei Wang, Xiuxiu Niu, Qingling Song, Jiajia Jia, Yongwei Hao, Cuixia Zheng, Kaili Ding, Huifang Xiao, Xinxin Liu, Zhenzhong Zhang, Yun Zhang. A two-step precise targeting nanoplatfor for tumor therapy via the alkyl radicals activated by the microenvironment of organelles. *J Control Release.* 2020 Feb;318:197-209.
92. Xia Yuan, Wen Nie, Zhiyao He, Jingyun Yang, Bin Shao, Xuelei Ma, Xiangxian Zhang, Zhenfei Bi, Lu Sun, Xiao Liang, Yan Tie, Yu Liu, Fei Mo, Dan Xie, Yuquan Wei, Xiawei Wei. Carbon black nanoparticles induce cell necrosis through lysosomal membrane permeabilization and cause subsequent inflammatory response. *Theranostics.* 2020 Mar 15;10(10):4589-4605.
93. Hui Zou, Tao Wang, Junzhao Yuan, Jian Sun, Yan Yuan, Jianhong Gu, Xuezhong Liu, Jianchun Bian, Zongping Liu. Cadmium-induced cytotoxicity in mouse liver cells is associated with the disruption of autophagic flux via inhibiting the fusion of autophagosomes and lysosomes. *Toxicol Lett.* 2020 Mar 15;321:32-43.
94. Ziyi Wang, Xiao Chu, Na Li, Lingling Fu, Hongzhou Gu, Nan Zhang. Engineered DNA nanodrugs alleviate inflammation in inflammatory arthritis. *INT J PHARMACOL.* 2020 Mar 15;577:119047.
95. Jia Lv, Echuan Tan, Yuqing Wang, Qianqian Fan, Jingwen Yu, Yiyun Cheng. Tailoring guanidyl-rich polymers for efficient cytosolic protein delivery. *J Control Release.* 2020 Apr 10;320:412-420.
96. Lei Fang, Hua Lin, Zhenfeng Wu, Zhen Wang, Xinxin Fan, Ziting Cheng, Xiaoya Hou, Daquan Chen. In vitro/vivo evaluation of novel mitochondrial targeting charge-reversal polysaccharide-based antitumor nanoparticle. *CARBOHYD POLYM.* 2020 Apr 15;234:115930.
97. Liang Jin, Chenxin Chen, Gaozhi Jia, Yutong Li, Jian Zhang, Hua Huang, Bin Kang, Guangyin Yuan, Hui Zeng, Tongxin Chen. The bioeffects of degradable products derived from a biodegradable Mg-based alloy in macrophages via heterophagy. *Acta Biomater.* 2020 Apr 1;106:428-438.
98. Chen Li, Xue-Wei Cao, Jian Zhao, Fu-Jun Wang. Effective Therapeutic Drug Delivery by GALA3, an Endosomal Escape Peptide with Reduced Hydrophobicity. *J Membr Biol.* 2020 Apr;253(2):139-152.
99. Dong Xu, Yuxin Wan, Zhihao Li, Chunbao Wang, Qingxia Zou, Chang Du, Yingjun Wang. Tailorable hierarchical structures of biomimetic hydroxyapatite micro/nano particles promoting endocytosis and osteogenic differentiation of stem cells. *BIOMATER SCI-UK.* 2020 Jun 21;8(12):3286-3300.
100. Yi Qi, Ru Ma, Xueyan Li, Songqing Lv, Xiaoying Liu, Alimire Abulikemu, Xinying Zhao, Yanbo Li, Caixia Guo, Zhiwei Sun. Disturbed mitochondrial quality control involved in hepatocytotoxicity induced by silica nanoparticles. *Nanoscale.* 2020 Jun 25;12(24):13034-13045.
101. Lu Tan, Tao Zheng, Man Li, Xiaofang Zhong, Yao Tang, Ming Qin, Xun Sun. Optimization of an mRNA vaccine assisted with cyclodextrin-polyethyleneimine conjugates. *DRUG DELIV TRANSL RE.* 2020 Jun;10(3):678-689.
102. Na Chen, Xiaofeng Tang, Zhaoyang Ye, Shanshan Wang, Xianjin Xiao. Methylmercury disrupts autophagic flux by inhibiting autophagosome-lysosome fusion in mouse germ cells. *ECOTOX ENVIRON SAFE.* 2020 Jul 15;198:110667.
103. Fan Wang, Jian Yang, Yongsheng Li, Qixin Zhuang, Jinlou Gu. Efficient enzyme-activated therapy based on the different locations of protein and prodrug in nanoMOFs. *J Mater Chem B.* 2020 Jul 28;8(28):6139-6147.
104. Jinheng Wang, Guangmeng Li, Chenggong Tu, Xiaoming Chen, Bin Yang, Yongliang Huo, Yi Li, Ai-Zheng Chen, Ping Lan, Yu Shrike Zhang, Maobin Xie. High-throughput single-cell analysis of exosome mediated dual drug delivery, in vivo fate and synergistic tumor therapy. *Nanoscale.* 2020 Jul 2;12(25):13742-13756.
105. Yujing Zhang, Huanfeng Bian, Yu Ma, Yuanyuan Xiao, Fang Xiao. Cr(VI)-induced overactive mitophagy contributes to mitochondrial loss and cytotoxicity in L02 hepatocytes. *Biochem J.* 2020 Jul 31;477(14):2607-2619.
106. Qingqing Han, Lijuan Han, Fangfang Tie, Zhenhua Wang, Chengjun Ma, Ji Li, Honglun Wang, Gang Li. (20S)-Protopanaxadiol Ginsenosides Induced Cytotoxicity via Blockade of Autophagic Flux in HGC-27 Cells. *Chem Biodivers.* 2020 Jul;17(7):e2000187.
107. Kai Zheng, Jingxin Ma, Yifei Wang, Zhendan He, Kejun Deng. Sulforaphane Inhibits Autophagy and Induces Exosome-Mediated Paracrine Senescence via Regulating mTOR/TFE3. *Mol Nutr Food Res.* 2020 Jul;64(14):e1901231.
108. Hongxia Tang, Chaoqun Li, Yue Zhang, Hongyue Zheng, Ying Cheng, Jingjing Zhu, Xiaojie Chen, Zhihong Zhu, Ji-Gang Piao, Fanzhu Li. Targeted Manganese doped silica nano GSH-cleaner for treatment of Liver Cancer by destroying the intracellular redox homeostasis. *Theranostics.* 2020 Aug 2;10(21):9865-9887.
109. Yao Hao, Yao Huang, Jingyi Chen, Jiadai Li, Yuncong Yuan, Mingzhen Wang, Lingling Han, Xiu Xin, Hailong Wang, Danqing Lin, Fang Peng, Fang Yu, Congyi Zheng, Chao Shen. Exopolysaccharide from *Cryptococcus heimaeyensis* S20 induces autophagic cell death in non-small cell lung cancer cells via ROS/p38 and ROS/ERK signalling. *CELL PROLIFERAT.* 2020 Aug;53(8):e12869.
110. Xiuge Gao, Xiangchun Ruan, Hui Ji, Lin Peng, Yawei Qiu, Dan Yang, Xinhao Song, Chunlei Ji, Dawei Guo, Shanxiang Jiang. Maduramicin triggers methuosis-like cell death in primary chicken myocardial cells. *Toxicol Lett.* 2020 Oct 15;333:105-114.
111. Youlu Chen, Yong Zeng, Xiaowei Zhu, Lifu Miao, Xiaoyu Liang, Jianwei Duan, Huiyang Li, Xinxin Tian, Liyun Pang, Yongxiang Wei, Jing Yang. Significant difference between sirolimus and paclitaxel nanoparticles in anti-proliferation effect in normoxia and hypoxia: The basis of better selection of atherosclerosis treatment. *Bioact Mater.* 2020 Oct 1;6(3):880-889.
112. Yun Yang, Yang Zhang, Jufang Gao, Wenping Xu, Zhiping Xu, Zhong Li, Jiagao Cheng, Liming Tao. Pyrethrum extract induces oxidative DNA damage and AMPK/mTOR-mediated autophagy in SH-SY5Y cells. *Sci Total Environ.* 2020 Oct 20;740:139925.
113. Ping Zhang, Hongfei Ni, Yang Zhang, Wenping Xu, Jufang Gao, Jiagao Cheng, Liming Tao. Ivermectin confers its cytotoxic effects by inducing AMPK/mTOR-mediated autophagy and DNA damage. *Chemosphere.* 2020 Nov;259:127448.
114. Wanwei Yang, Cuihua Jiang, Zhiguo Wang, Jian Zhang, Xiaodong Mao, Guofang Chen, Xiaoming Yao, Chao Liu. Cyclocarya paliurus extract attenuates hepatic lipid deposition in HepG2 cells by the lipophagy pathway. *Pharm Biol.* 2020 Dec;58(1):838-844.
115. Jiahua Zheng, Shaochai Wei, Tingting Xiao, Guanwu Li. LC3B/p62-mediated mitophagy protects A549 cells from resveratrol-induced apoptosis. *Life Sci.* 2021 Apr 15;271:119139.

116. Lu-Ying Duan, Jin-Wen Liu, Ru-Qin Yu, Jian-Hui Jiang. DNzyme cascade circuits in highly integrated DNA nanomachines for sensitive microRNAs imaging in living cells. *Biosens Bioelectron.* 2021 Apr 1;177:112976.
117. Jian Chen, Hui Liu, Xiufang Li, Jianbing Li, Rongdi Tang, Zhiwei Deng, Yanjing Yang, Shian Zhong. Dually acid- and GSH-triggered bis(β -cyclodextrin) as drugs delivery nanoplatfrom for effective anticancer monotherapy. *Nanotechnology.* 2021 Apr 2;32(14):145714.
118. Yanpin Gu, Yongcheng Zhu, Guoliang Deng, Songjun Liu, Yang Sun, Wen Lv. Curcumin analogue AI-44 alleviates MSU-induced gouty arthritis in mice via inhibiting cathepsin B-mediated NLRP3 inflammasome activation. *Int Immunopharmacol.* 2021 Apr;93:107375.
119. Shuai Wang, Rong Guo, Yongxia Su, Chen Yang, Yazhou Guo, Chengjian Tan, Baoyu Zhao. Swainsonine promotes apoptosis by impairing lysosomal function and inhibiting autophagic degradation in rat primary renal tubular epithelial cells. *CHEM-BIOL INTERACT.* 2021 Feb 25;336:109319.
120. Xixi Cai, Shengyang Chen, Jieping Liang, Mingyu Tang, Shaoyun Wang. Protective effects of crimson snapper scales peptides against oxidative stress on *Drosophila melanogaster* and the action mechanism. *Food Chem Toxicol.* 2021 Feb;148:111965.
121. Huanyu Zhang, Zhe Zhang, Yonghao Huang, Siyuan Qin, Li Zhou, Ningna Weng, Jiayang Liu, Mei Yang, Xiaodian Zhang, Yanda Lu, Lin Ma, Shaojiang Zheng, Qifu Li. Repurposing antitussive benproperine phosphate against pancreatic cancer depends on autophagy arrest. *Mol Oncol.* 2021 Feb;15(2):725-738.
122. Shaohong Fang, Xin Wan, Xiaoyi Zou, Song Sun, Xinran Hao, Chenchen Liang, Zhenming Zhang, Fangni Zhang, Bo Sun, Hulun Li, Bo Yu. Arsenic trioxide induces macrophage autophagy and atheroprotection by regulating ROS-dependent TFEB nuclear translocation and AKT/mTOR pathway. *Cell Death Dis.* 2021 Jan 18;12(1):88.
123. Jin Hou, Ling Zhao, Huaqiao Tang, Xiaoli He, Gang Ye, Fei Shi, Min Kang, Helin Chen, Yinglun Li. Silver Nanoparticles Induced Oxidative Stress and Mitochondrial Injuries Mediated Autophagy in HC11 Cells Through Akt/AMPK/mTOR Pathway. *Biol Trace Elem Res.* 2021 Mar;199(3):1062-1073.
124. Xiong Chen, Dapeng Wang, Baofei Sun, Chunyan Liu, Kai Zhu, Aihua Zhang. GBE attenuates arsenite-induced hepatotoxicity by regulating E2F1-autophagy-E2F7a pathway and restoring lysosomal activity. *J Cell Physiol.* 2021 May;236(5):4050-4065.
125. Mengmeng Wu, Ping Chen, Fuchen Liu, Bin Lv, Mengxiao Ge, Peicheng Jiang, Wei Xu, Xiuping Liu, Dongqin Yang. ONX0912, a selective oral proteasome inhibitor, triggering mitochondrial apoptosis and mitophagy in liver cancer. *Biochem Biophys Res Commun.* 2021 Apr 2;547:102-110.
126. Lizhuo Wang, Cui Yu, Wenjun Pei, Mengya Geng, Yao Zhang, Zihui Li, Feiteng Liang, Fengbiao Tan, Hui Du, Jialin Gao. The lysosomal membrane protein Sidt2 is a vital regulator of mitochondrial quality control in skeletal muscle. *FASEB J.* 2021 Apr;35(4):e21223.
127. Hu Li, Xiao Zhang, Zhenyi Xu, Lingrui Li, Wenchao Liu, Zhenyu Dai, Zhongrun Zhao, Lili Xiao, Hongfeng Li, Chaohong Hu. Preclinical evaluation of MRG002, a novel HER2-targeting antibody-drug conjugate with potent antitumor activity against HER2-positive solid tumors. *Antib Ther.* 2021 Aug 28;4(3):175-184.
128. Haipeng Tan, Yanan Song, Jing Chen, Ning Zhang, Qiaozhi Wang, Qiyu Li, Jinfeng Gao, Hongbo Yang, Zheng Dong, Xueyi Weng, Zhengmin Wang, Dili Sun, Wusiman Yakufu, Zhiqing Pang, Zheyong Huang, Junbo Ge. Platelet-Like Fusogenic Liposome-Mediated Targeting Delivery of miR-21 Improves Myocardial Remodeling by Reprogramming Macrophages Post Myocardial Ischemia-Reperfusion Injury. *Adv Sci (Weinh).* 2021 Aug;8(15):e2100787.
129. Huawei Wang, Xiajing Shan, Mengtian Ren, Mengdi Shang, Chuazheng Zhou. Nucleosomes enter cells by clathrin- and caveolin-dependent endocytosis. *Nucleic Acids Res.* 2021 Dec 2;49(21):12306-12319.
130. Feifei Li, Xiaojie Zhao, Hao Li, Yu Liu, Yu Zhang, Xiaopeng Huang, Jia Cao, Fen Du, Dongfang Wu, Hong Yu. Hepatic lysosomal acid lipase drives the autophagy-lysosomal response and alleviates cholesterol metabolic disorder in ApoE deficient mice. *Biochim Biophys Acta Mol Cell Biol Lipids.* 2021 Dec;1866(12):159027.
131. Yimeng Du, Jing Gao, Hui Zhang, Xiaohui Meng, Dong Qiu, Xiang Gao, Aiping Zheng. Brain-targeting delivery of MMB4 DMS using carrier-free nanomedicine CRT-MMB4@MDZ. *Drug Deliv.* 2021 Dec;28(1):1822-1835.
132. Xiaohong Du, Xiangyang Zuo, Fang Meng, Chenfeng Han, Wei Ouyang, Yu Han, Yayun Gu, Xin Zhao, Feng Xu, Frank Xiaofeng Qin. Direct inhibitory effect on viral entry of influenza A and SARS-CoV-2 viruses by azithromycin. *Cell Prolif.* 2021 Jan;54(1):e12953.
133. Ying Zhang, Jing Zhu, Hao Xu, Qin Yi, Liang Yan, Liang Ye, Xinyuan Zhang, Min Xie, Bin Tan. Time-Dependent Internalization of S100B by Mesenchymal Stem Cells via the Pathways of Clathrin- and Lipid Raft-Mediated Endocytosis. *Front Cell Dev Biol.* 2021 Jul 26;9:674995.
134. Bin Zhao, Yingshuai Wang, Xianxian Yao, Danyang Chen, Mingjian Fan, Zhaokui Jin, Qianjun He. Photocatalysis-mediated drug-free sustainable cancer therapy using nanocatalyst. *Nat Commun.* 2021 Mar 1;12(1):1345.
135. Yu Jiang, Yanjuan Liu, Wen Xiao, Dandan Zhang, Xiehong Liu, Huiqiong Xiao, Sanli You, Lili Yuan. Xinmailong Attenuates Doxorubicin-Induced Lysosomal Dysfunction and Oxidative Stress in H9c2 Cells via HO-1. *Oxid Med Cell Longev.* 2021 Mar 27;2021:5896931.
136. Longjian Huang, Jiaqi Lan, Jingshu Tang, Yuying Kang, Xinhong Feng, Lei Wu, Ying Peng. L-3-n-Butylphthalide improves synaptic and dendritic spine plasticity and ameliorates neurite pathology in Alzheimer's disease mouse model and cultured hippocampal neurons. *Mol Neurobiol.* 2021 Mar;58(3):1260-1274.
137. Kangyong Chen, Jiayin Tian, Junya Wang, Zhao Jia, Qin Zhang, Wenji Huang, Xin Zhao, Zhipeng Gao, Qian Gao, Jun Zou. Lipopolysaccharide-induced TNF α factor (LITAF) promotes inflammatory responses and activates apoptosis in zebrafish *Danio rerio*. *Gene.* 2021 May 15;780:145487.
138. Cheng Zeng, Tingting Zou, Junyan Qu, Xu Chen, Suping Zhang, Zhenghong Lin. Cyclovirobuxine D Induced-Mitophagy through the p65/BNIP3/LC3 Axis Potentiates Its Apoptosis-Inducing Effects in Lung Cancer Cells. *Int J Mol Sci.* 2021 May 29;22(11):5820.
139. Mao-Ze Wang, Ting-Wei Gu, Yang Xu, Lu Yang, Zhi-Hong Jiang, Li-Hua Peng. Mechanical stretching of cells and lipid nanoparticles for nucleic acid delivery. *J Control Release.* 2021 Nov 10;339:208-219.
140. Chaofeng Tu, Haiyu Li, Xuyang Liu, Ying Wang, Wei Li, Lanlan Meng, Weili Wang, Yong Li, Dongyan Li, Juan Du, Guangxiu Lu, Ge Lin, Yue-Qiu Tan. TDRD7 participates in lens development and spermiogenesis by mediating autophagosome maturation. *Autophagy.* 2021 Nov;17(11):3848-3864.
141. Ke Xu, Chao Lu, Xiaoyu Ren, Jing Wang, Peng Xu, Yingang Zhang. Overexpression of HIF-1 α enhances the protective effect of mitophagy on steroid-induced osteocytes apoptosis. *Environ Toxicol.* 2021 Nov;36(11):2123-2137.
142. Zizhi Dong, Yujia Wei, Min Tao, Lili Zhang. Activation of the purinergic receptor P2X7 improves hepatosteatosis by promoting

- lipophagy. *FEBS Lett.* 2021 Nov;595(22):2768-2780.
143. Yuyu Lei, Ying Li, Xinfeng Yang, Xuwei Zhu, Xian Zhang, Jie Du, Shimei Liang, Shanshan Li, Jianping Duan. A Gut-Specific LITAF-Like Gene in *Antheraea pernyi* (Lepidoptera: Saturniidae) Involved in the Immune Response to Three Pathogens. *J Econ Entomol.* 2021 Oct 13;114(5):1975-1982.
144. Jiehuan Xu, Lingwei Sun, Caifeng Wu, Shushan Zhang, Shiqiang Ju, Rong Rui, Defu Zhang, Jianjun Dai. Involvement of PINK1/Parkin-mediated mitophagy in mitochondrial functional disruption under oxidative stress in vitrified porcine oocytes. *Theriogenology.* 2021 Oct 15;174:160-168.
145. Zhanfeng Liang, Qian Zhang, Zhaoyi Zhang, Lina Sun, Xue Dong, Tianxiu Li, Liang Tan, Xubiao Xie, Liguang Sun, Yong Zhao. The Development and Survival of Thymic Epithelial Cells Require TSC1-Dependent Negative Regulation of mTORC1 Activity. *J Immunol.* 2021 Oct 15;207(8):2039-2050.
146. Shi Qi Zuo, Can Li, Yi Lun Liu, Yue Hao Tan, Xing Wan, Tian Xu, Qiang Li, Li Wang, Yong Li Wu, Feng Mei Deng, Bin Tang. Cordycepin inhibits cell senescence by ameliorating lysosomal dysfunction and inducing autophagy through the AMPK and mTOR-p70S6K pathway. *FEBS Open Bio.* 2021 Oct;11(10):2705-2714.
147. Guanglin Zhang, Haoyu Xue, Dazheng Sun, Shenyu Yang, Mei Tu, Rong Zeng. Soft apoptotic-cell-inspired nanoparticles persistently bind to macrophage membranes and promote anti-inflammatory and pro-healing effects. *Acta Biomater.* 2021 Sep 1;131:452-463.
148. Liang Li, Gao Li, Minbiao Chen, Renzhong Cai. Astragaloside IV enhances the sensibility of lung adenocarcinoma cells to bevacizumab by inhibiting autophagy. *Drug Dev Res.* 2022 Apr;83(2):461-469.
149. Changchang Xing, Zhongyi Jiang, Yi Wang. Downregulation of NAGLU in VEC Increases Abnormal Accumulation of Lysosomes and Represents a Predictive Biomarker in Early Atherosclerosis. *Front Cell Dev Biol.* 2022 Jan 26;9:797047.
150. Yang Meng, Lei Qiu, Xinyi Zeng, Xiaoyan Hu, Yaguang Zhang, Xiaowen Wan, Xiaobing Mao, Jian Wu, Yongfeng Xu, Qunli Xiong, Zhixin Chen, Bo Zhang, Junhong Han. Targeting CRL4 suppresses chemoresistant ovarian cancer growth by inducing mitophagy. *Signal Transduct Target Ther.* 2022 Dec 9;7(1):388.
151. Ningke Fan, Xintong Bian, Meng Li, Junman Chen, Haiping Wu, Qiling Peng, Huijie Bai, Wenqian Cheng, Liangsheng Kong, Shijia Ding, Siqiao Li, Wei Cheng. Hierarchical self-unlocking CRISPR-Cas13a-customized RNA nanococoons for spatial-controlled genome editing and precise cancer therapy. *Sci Adv.* 2022 May 20;8(20):eabn7382.
152. Yingying Shi, Jiaxin Huang, Yu Liu, Jing Liu, Xuemeng Guo, Jianhua Li, Liming Gong, Xin Zhou, Guofeng Cheng, Yunqing Qiu, Jian You, Yan Lou. Structural and biochemical characteristics of mRNA nanoparticles determine anti-SARS-CoV-2 humoral and cellular immune responses. *Sci Adv.* 2022 Nov 25;8(47):eabo1827.
153. Yunyi Liu, Juan Li, Hailong Ou, Dan Qi, Bei Hu, Yuxi Xu, Jian Hu, Yi Xiong, Luling Xia, Jason H Huang, Xiaoxiao Hu, Erxi Wu. Identification of new aptamer BC-3 targeting RPS7 from rapid screening for bladder carcinoma. *Genes Dis.* 2022 Aug 3;10(5):2137-2150.
154. Cong Wu, Guozhong Zhang, Zhihao Wang, Hongcan Shi. Macrophage-Mediated Delivery of Fe₃O₄-Nanoparticles: A Generalized Strategy to Deliver Iron to Tumor Microenvironment. *Curr Drug Deliv.* 2022 Aug 6;19(9):928-939.
155. Linna Liang, Wendi Huo, Bei Wang, Lingzhi Cao, Haoran Huo, Yixin Liu, Yi Jin, Xinjian Yang. DNAzyme-Based nanoflowers for reversing P-glycoprotein-mediated multidrug resistance in breast cancer. *J Colloid Interface Sci.* 2022 Feb 15;608(Pt 3):2985-2993.
156. Yu-Shen Luo, Quan-Kuo He, Ming-Xin Sun, Feng-Xin Qiao, Yue-Cen Liu, Chang-Long Xu, Zhi-Ran Xu, Si-Cheng Zhao, Hai-Long Wang, Zhong-Quan Qi, Yu Liu. Acrylonitrile exposure triggers ovarian inflammation and decreases oocyte quality probably via mitochondrial dysfunction induced apoptosis in mice. *Chem Biol Interact.* 2022 Jun 1:360:109934.
157. Wan Xie, Yang Xue, Xiaokun Song, Hongzhu Zhang, Guangjun Chang, Xiangzhen Shen. Forkhead box protein A2 alleviates toll-like receptor 4-mediated inflammation, endoplasmic reticulum stress, autophagy, and apoptosis induced by lipopolysaccharide in bovine hepatocytes. *J Dairy Sci.* 2023 Mar;106(3):2089-2112.

Version 2025.05.26